




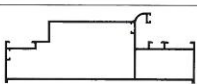
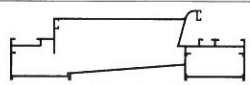
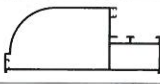


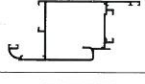
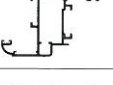
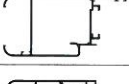
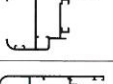
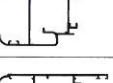
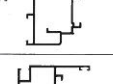

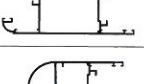
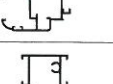
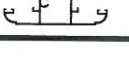

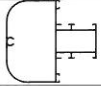
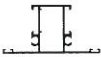
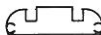
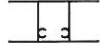


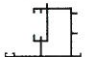













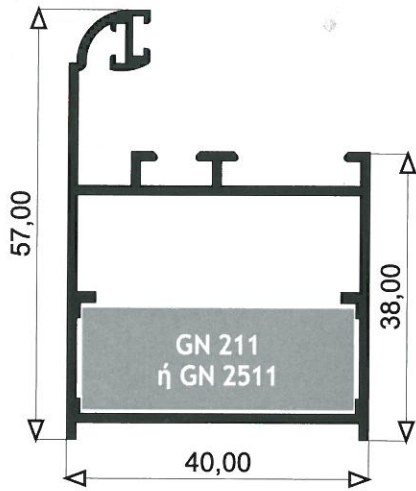


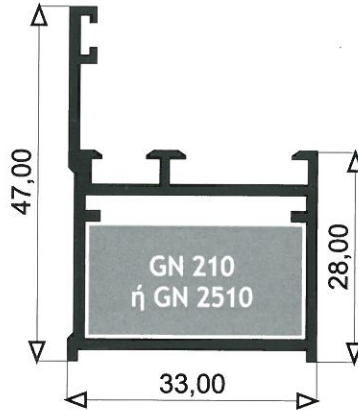
ΚΩΔΙΚΟΣ code	ΣΧΗΜΑ shape	ΒΑΡΟΣ gr/m weight gr/m	ΠΕΡΙΓΡΑΦΗ description	ΣΕΛΙΔΑ page
SLIM 200		748	ΚΑΣΑ ΨΗΛΗ ΠΟΜΠΕ tall outer frame	5
SLIM 200A		629	ΚΑΣΑ ΜΙΚΡΗ ΙΣΙΑ straight outer frame	5
SLIM 200B		667	ΚΑΣΑ ΜΙΚΡΗ ΠΟΜΠΕ curved outer frame	5
SLIM 206		353	ΚΑΣΑ ΧΑΜΗΛΗ ΠΟΜΠΕ low curved outer frame	5
SLIM 206A		279	ΚΑΣΑ ΧΑΜΗΛΗ ΙΣΙΑ low straight outer frame	5
SLIM 217		1779	ΚΑΣΑ ΕΝΙΑΙΑ ΜΙΚΡΗ compact frame for glass & shutters	6
SLIM 218		1779	ΚΑΣΑ ΕΝΙΑΙΑ ΜΕΓΑΛΗ compact frame for glass & shutters	6
SLIM 220		1187	ΚΑΣΑ ΜΕΓΑΛΗ ΠΟΜΠΕ long curved outer frame	6
SLIM 228		942	ΚΑΣΑ ΜΕΣΑΙΑ ΠΟΜΠΕ medium curved outer frame	5
SLIM 232		869	ΚΑΣΑ ΜΕ ΕΝΣΩΜ/ΝΟ ΑΡΜΟΚΑΛΥΠΤΡΟ curved outer frame with wall closure	5
SLIM 201		922	ΦΥΛΛΟ ΠΟΡΤΑΣ door sash	7
SLIM 202		747	ΦΥΛΛΟ ΠΑΡΑΘΥΡΟΥ window sash	7
SLIM 211		895	ΦΥΛΛΟ ΠΟΡΤΑΣ door sash	7
SLIM 214		731	ΦΥΛΛΟ ΠΑΡΑΘΥΡΟΥ / ΠΑΝΤΖΟΥΡΙΟΥ sash for windows and shutters	7
SLIM 214A		805	ΦΥΛΛΟ ΠΑΡΑΘΥΡΟΥ / ΠΑΝΤΖΟΥΡΙΟΥ sash for windows and shutters	7
SLIM 215		834	ΦΥΛΛΟ ΠΑΡΑΘΥΡΟΥ ΑΝΟΙΓΟΜΕΝΟΥ ΕΞΩ sash for outward opening windows	7
SLIM 229		790	ΦΥΛΛΟ ΣΗΤΑΣ mosquito screen frame	9
SLIM 230		927	ΦΥΛΛΟ ΠΟΡΤΑΣ ΑΝΟΙΓΟΜΕΝΗΣ ΕΞΩ panic door sash	7
SLIM 236		820	ΦΥΛΛΟ ΠΑΡΑΘΥΡΟΥ sash for windows	7
SLIM 205		936	ΤΡΑΒΕΡΣΑ ΠΟΜΠΕ curved transom	8

ΚΩΔΙΚΟΣ code	ΣΧΗΜΑ shape	ΒΑΡΟΣ gr/m weight gr/m	ΠΕΡΙΓΡΑΦΗ description	ΣΕΛΙΔΑ page
SLIM 210		1045	ΧΩΡΙΣΜΑ transom	9
SLIM 221		1179	ΚΟΛΩΝΑ mullion	8
SLIM 223A		685	ΤΡΑΒΕΡΣΑ ΙΣΙΑ transom	8
SLIM 234		696	ΤΡΑΒΕΡΣΑ ΦΥΛΛΟΥ ΣΗΤΑΣ transom for mosquito screen frame	8
8322		691	ΧΩΡΙΣΜΑ ΜΙΚΡΟ ΙΣΙΟ mid rail	9
SLIM 209		1245	ΤΑΜΠΛΑΣ bottom rail	9
SLIM 216		1150	ΤΑΜΠΛΑΣ bottom rail	9
SLIM 226		605	ΜΠΙΝΙ ΙΣΙΟ ΣΗΤΑΣ 229 intermediate for mosquito screen sash	8
SLIM 226A		805	ΜΠΙΝΙ ΠΟΜΠΕ intermediate (curved)	8
SLIM 231		358	ΑΡΜΟΚΑΛΥΠΤΡΟ ΠΟΜΠΕ curved wall closure	9
360		297	ΑΡΜΟΚΑΛΥΠΤΡΟ ΠΟΜΠΕ straight wall closure	9
SLIM 203		219	ΠΗΧΑΚΙ ΓΙΑ ΜΟΝΟ ΤΖΑΜΙ single glazing bead	9
SLIM 233		157	ΠΗΧΑΚΙ ΓΙΑ ΔΙΠΛΟ ΤΖΑΜΙ double glazing bead	9
SLIM 238		213	ΠΗΧΑΚΙ ΓΙΑ ΔΙΠΛΟ ΤΖΑΜΙ double glazing bead	7
8701		250	ΠΡΟΣΘΗΚΗ ΓΙΑ ΜΟΝΟ ΤΖΑΜΙ adaptor for single glass pane	9
SLIM 240		176	ΠΡΟΣΘΗΚΗ ΓΙΑ ΑΕΡΟΣΤΕΓΑΝΩΣΗ adaptor for draft blocking	8
SLIM 235		255	ΠΡΟΣΘΗΚΗ ΦΥΛΛΟΥ ΣΗΤΑΣ adaptor for mosquito screen frame	9
SLIM 237		290	ΠΡΟΣΘΗΚΗ ΚΑΣΑΣ ΓΙΑ ΜΕΤΑΒΛΗΤΗ ΓΩΝΙΑ adaptor for variable angle	9
SLIM 207		198	ΝΕΡΟΧΥΤΗΣ ΦΥΛΛΟΥ water deflector	9
SLIM 204		127	ΝΤΙΖΑ rod	9
Φ50		621	ΚΟΛΩΝΑ ΓΙΑ ΜΕΤΑΒΛΗΤΗ ΓΩΝΙΑ mullion for variable angle	9

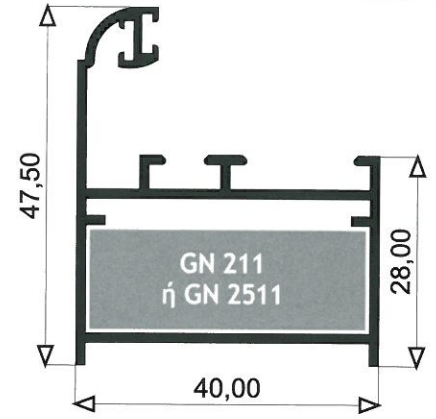
ΠΡΟΦΙΛ 1:1
profiles 1:1



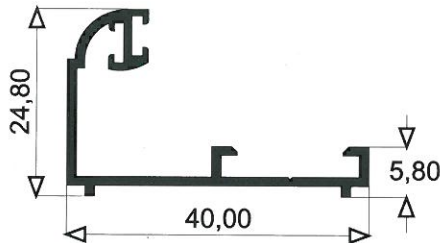
SLIM 200
740 gr/m



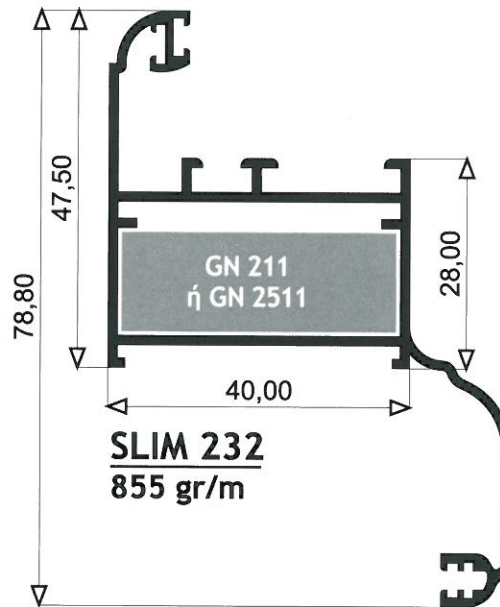
SLIM 200A
627 gr/m



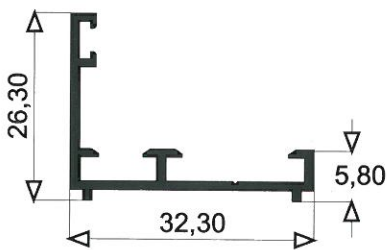
SLIM 200B
640 gr/m



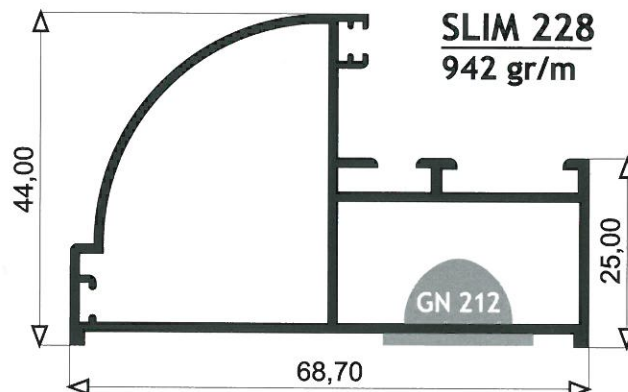
SLIM 206
353 gr/m



SLIM 232
855 gr/m

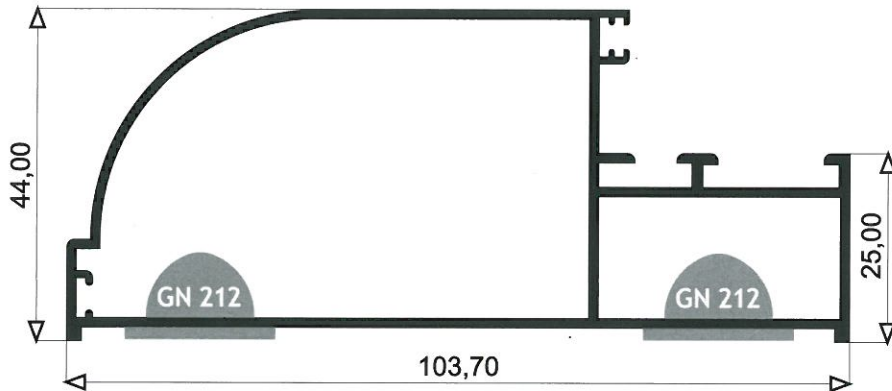


SLIM 206A
279 gr/m

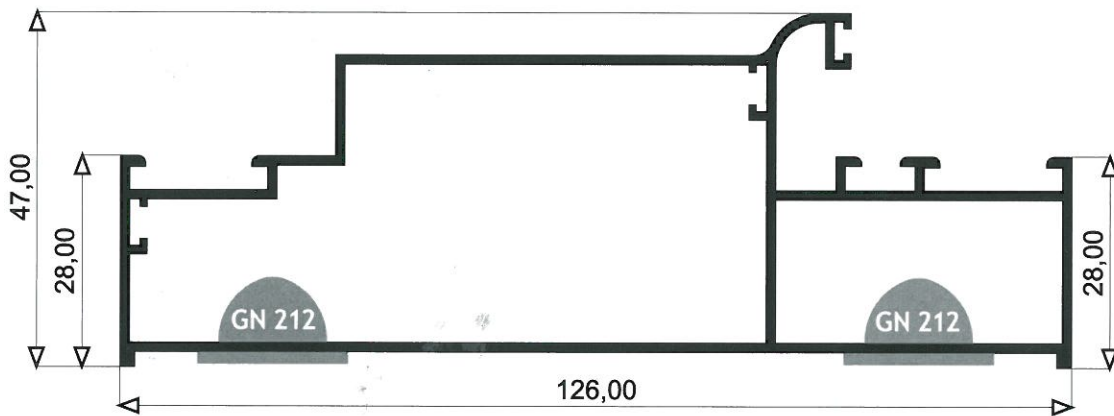


SLIM 228
942 gr/m

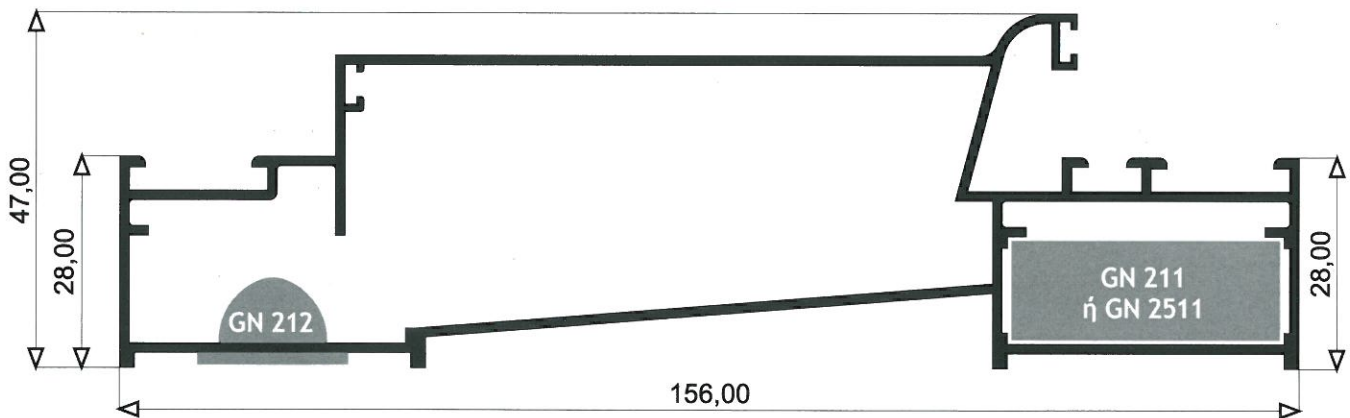
ΠΡΟΦΙΛ 1:1
profiles 1:1



SLIM 220
1187 gr/m

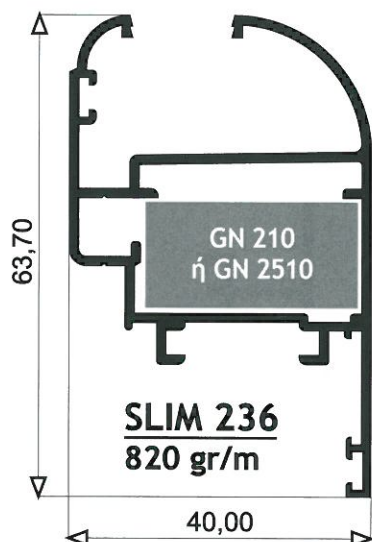
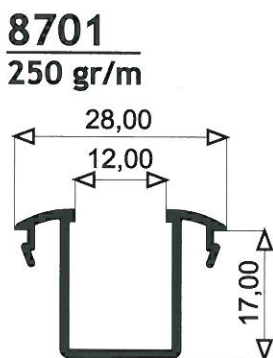
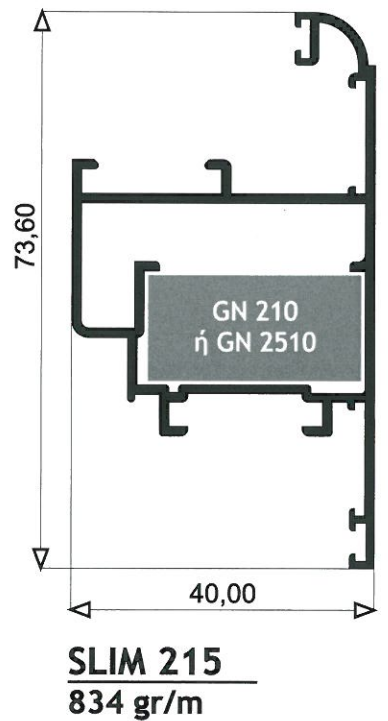
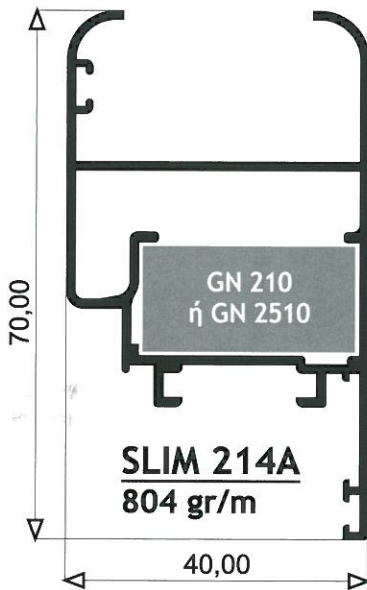
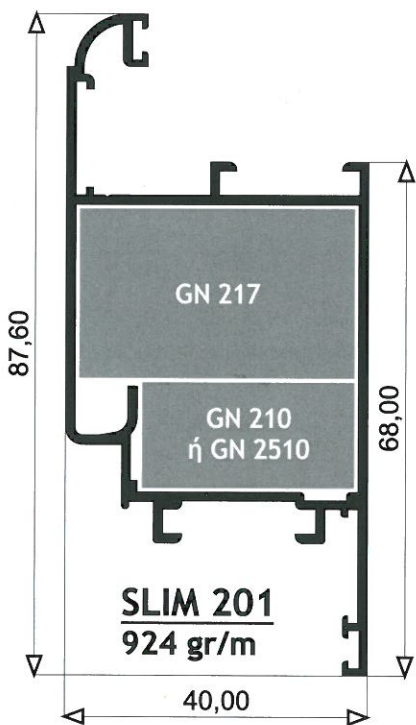
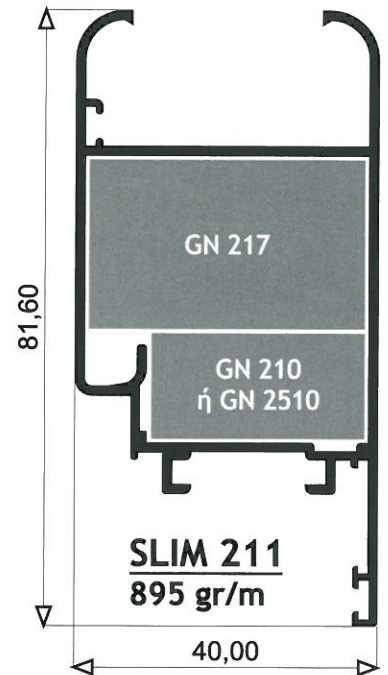
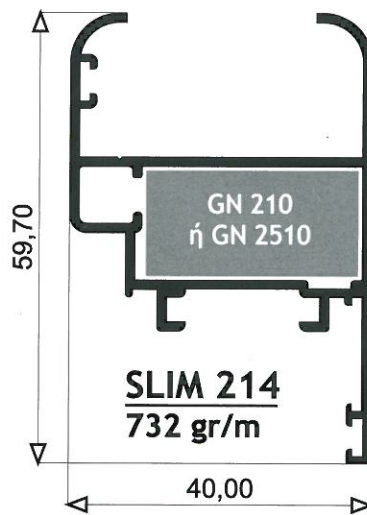
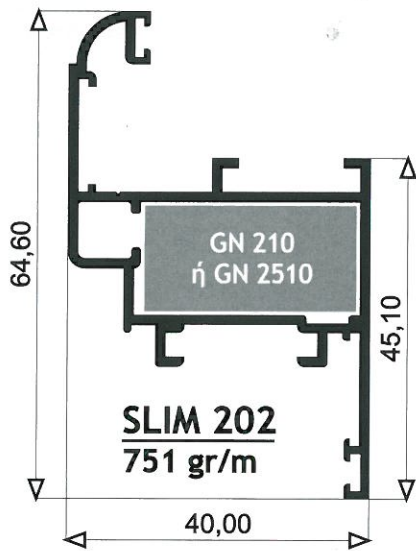


SLIM 217
1447 gr/m

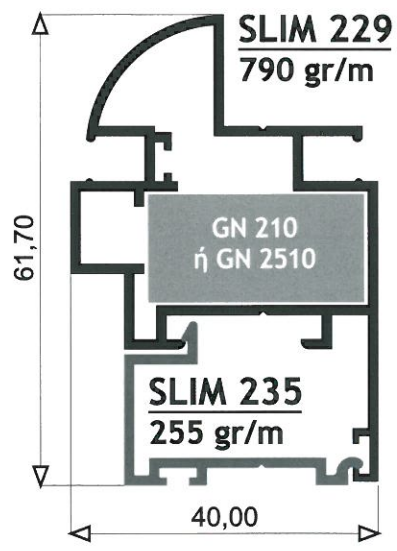
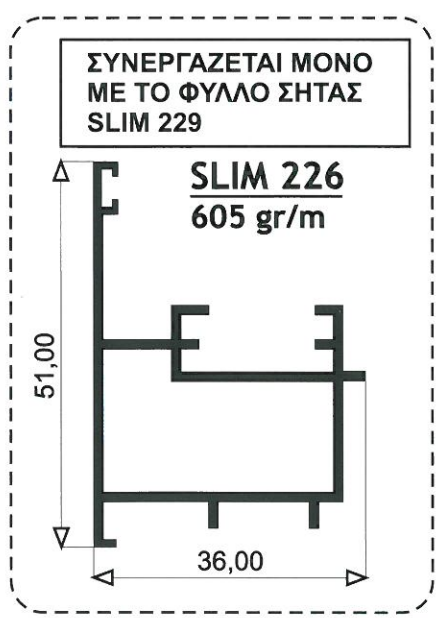
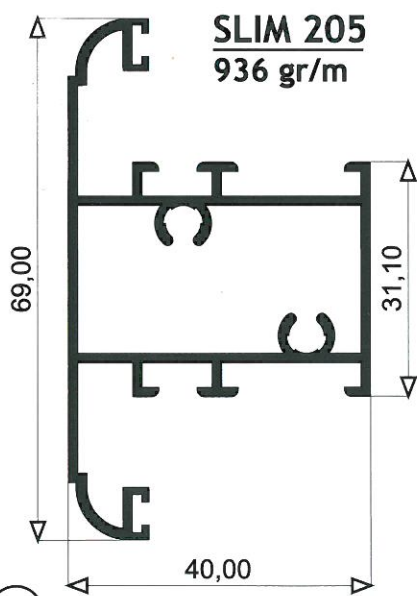
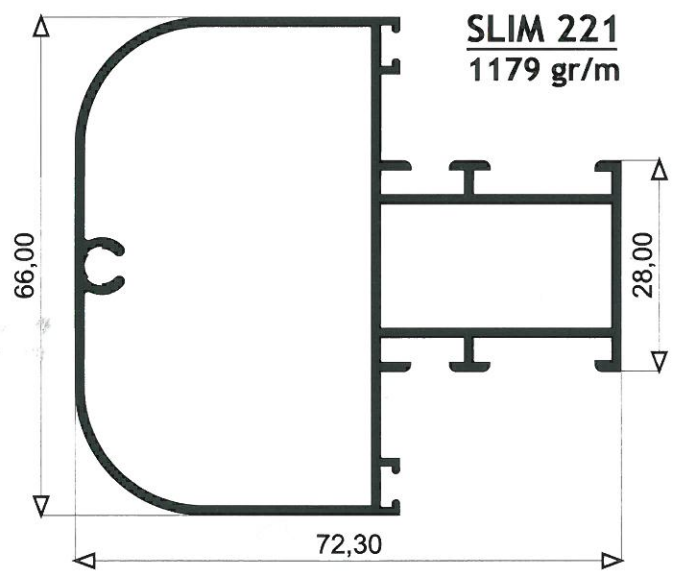
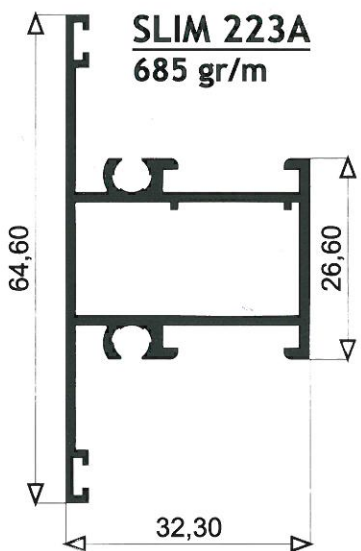
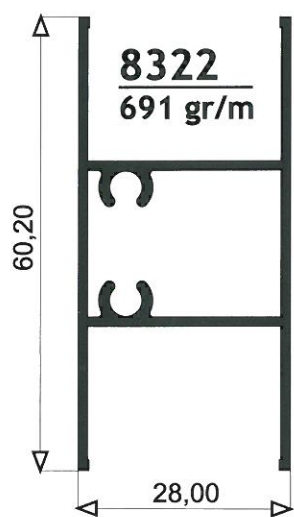
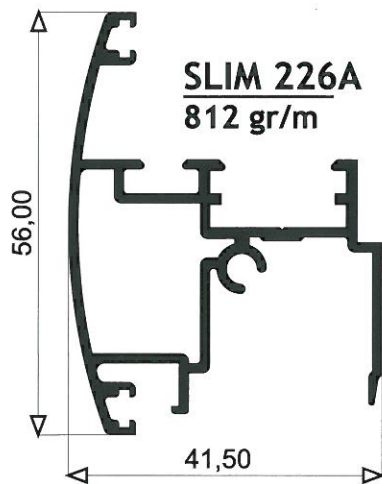
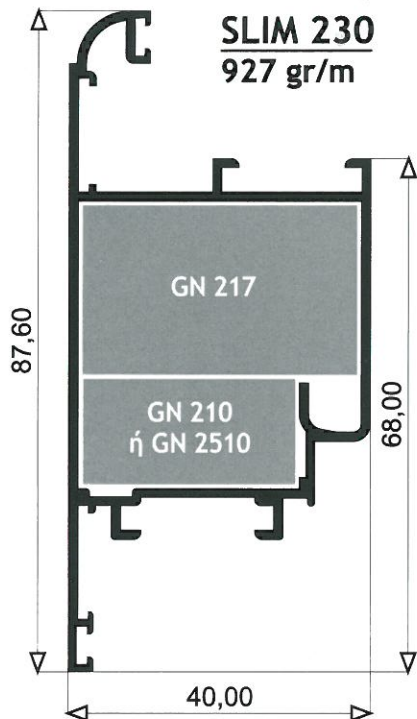


SLIM 218
1779 gr/m

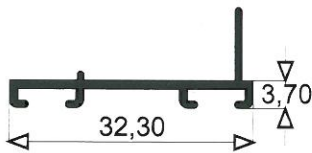

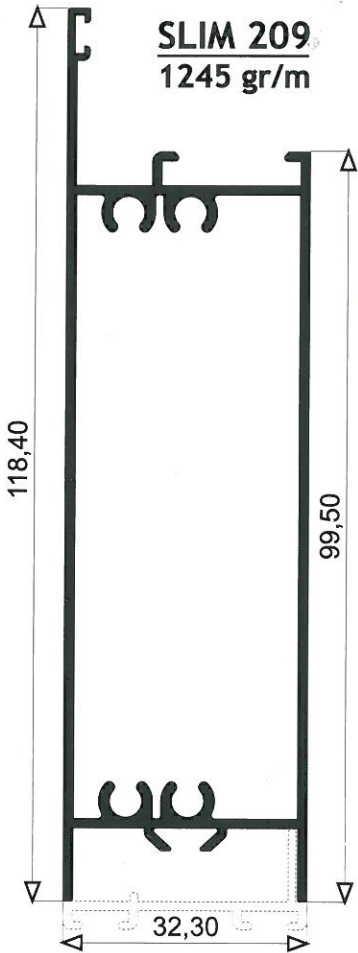
ΠΡΟΦΙΛ 1:1
profiles 1:1



ΠΡΟΦΙΛ 1:1
profiles 1:1

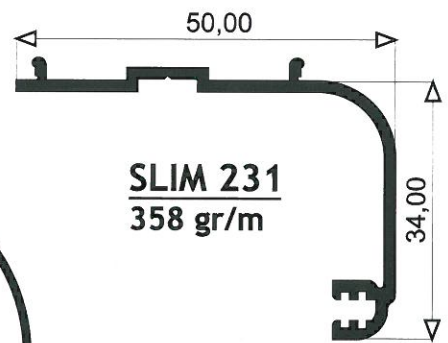
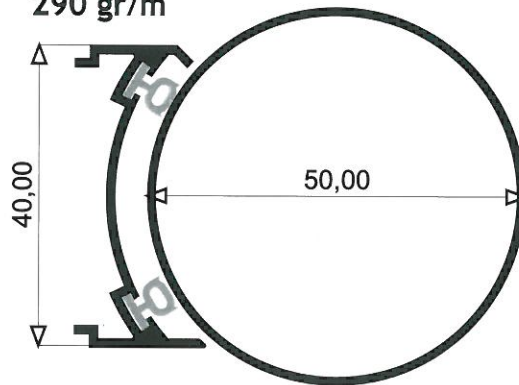


ΠΡΟΦΙΛ 1:1
profiles 1:1

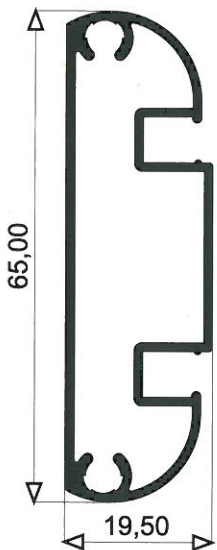


SLIM 240
176 gr/m

SLIM 237
290 gr/m



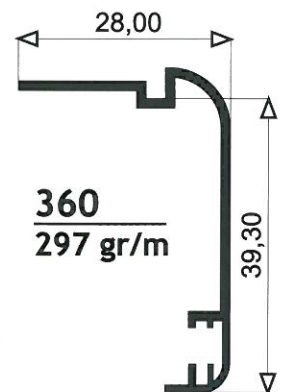
SLIM 231
358 gr/m



SLIM 234
696 gr/m

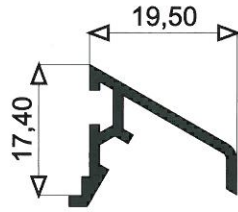


SLIM 204
127 gr/m

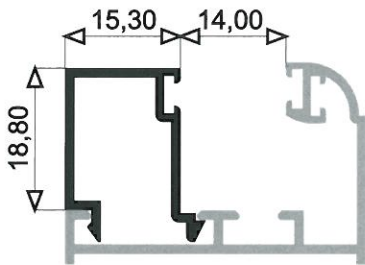


360
297 gr/m

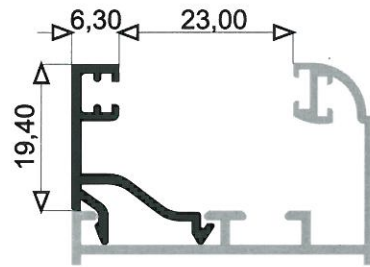
ΠΡΟΦΙΛ 1:1
profiles 1:1



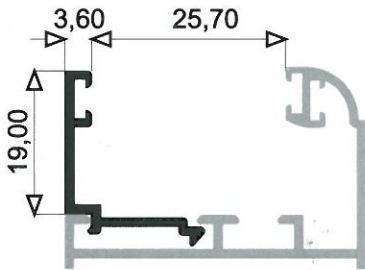
SLIM 207
198 gr/m



SLIM 203
219 gr/m



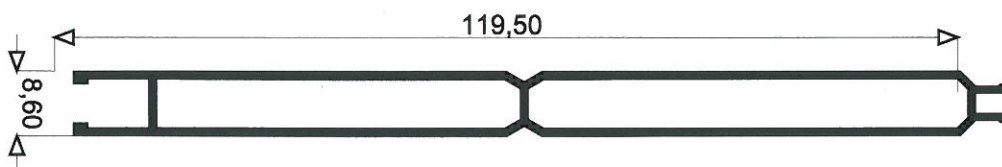
SLIM 238
213 gr/m



SLIM 233
157 gr/m

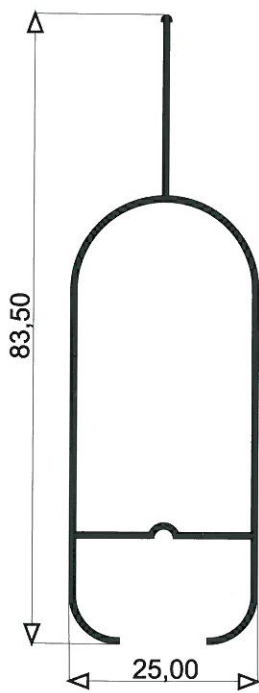


25351
933 gr/m

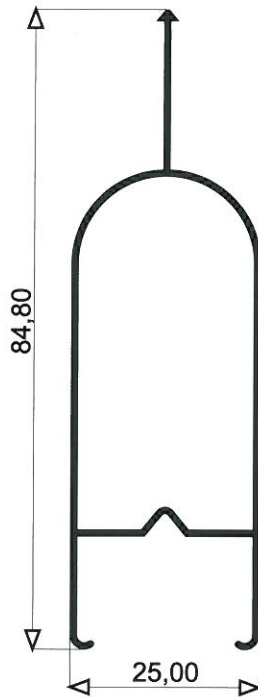


9700
790 gr/m


ΠΡΟΦΙΛ 1:1
profiles 1:1



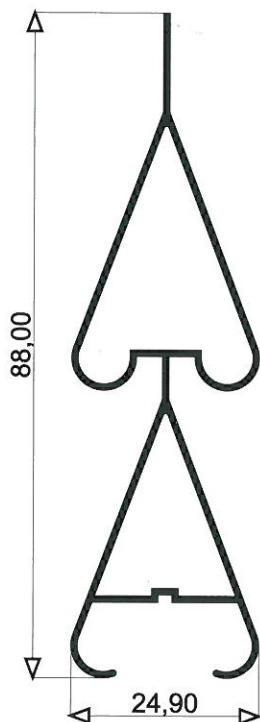
25520
456 gr/m



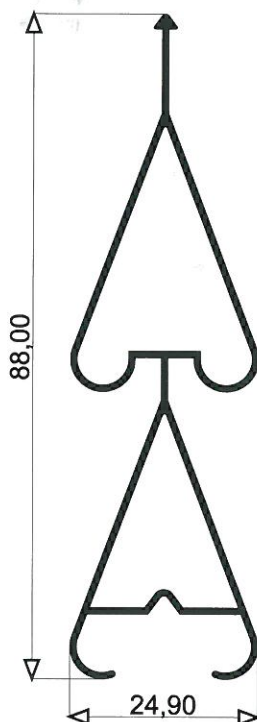
25523
467 gr/m



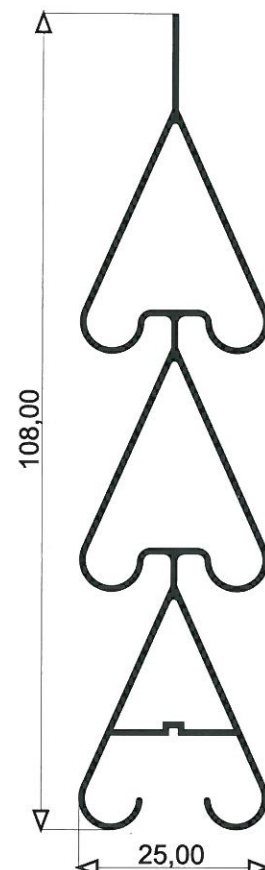
10X50
322 gr/m



25521
553 gr/m



25521-A
563 gr/m

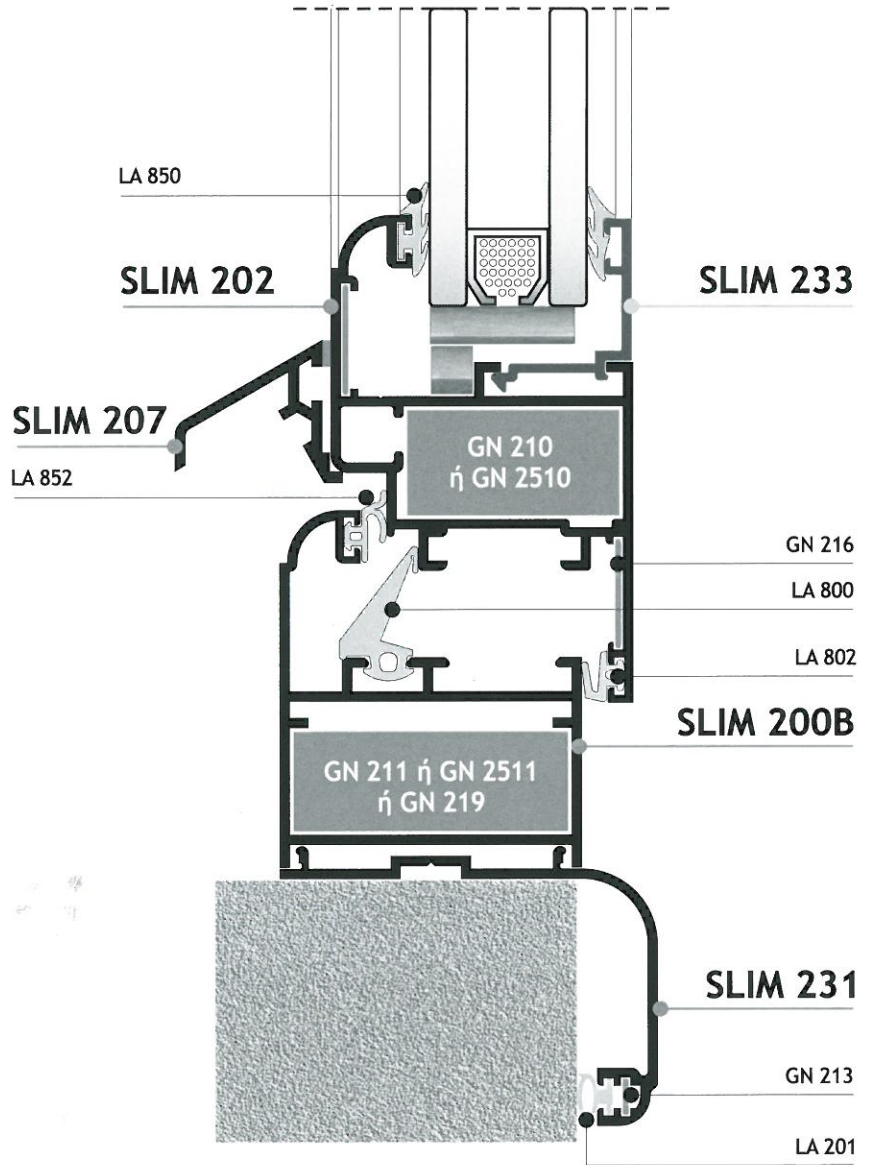
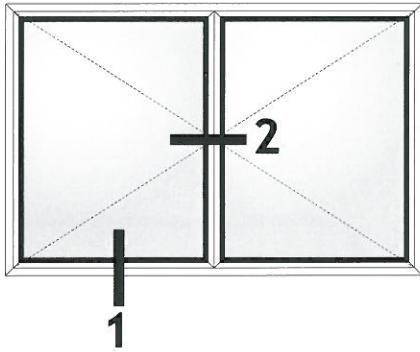


25529
682 gr/m

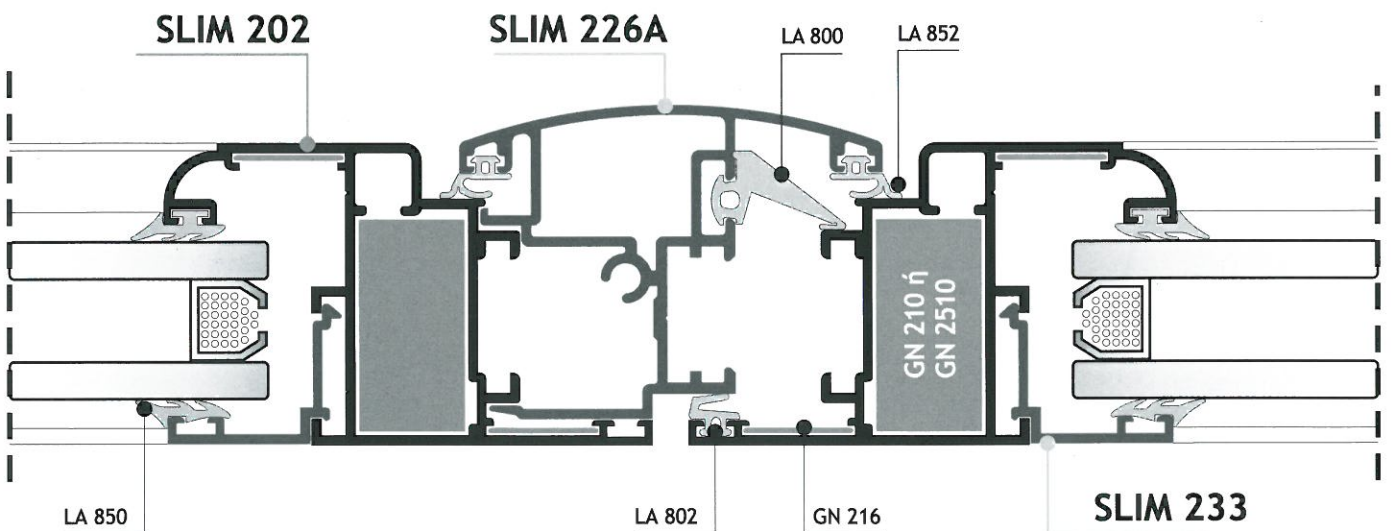
ΔΙΦΥΛΛΟ ΑΝΟΙΓΟΜΕΝΟ ΠΑΡΑΘΥΡΟ
 double sash opening window with wall closure

TOMH 1
 section 1

TOMEΣ
 sections




TOMH 2
 section 2

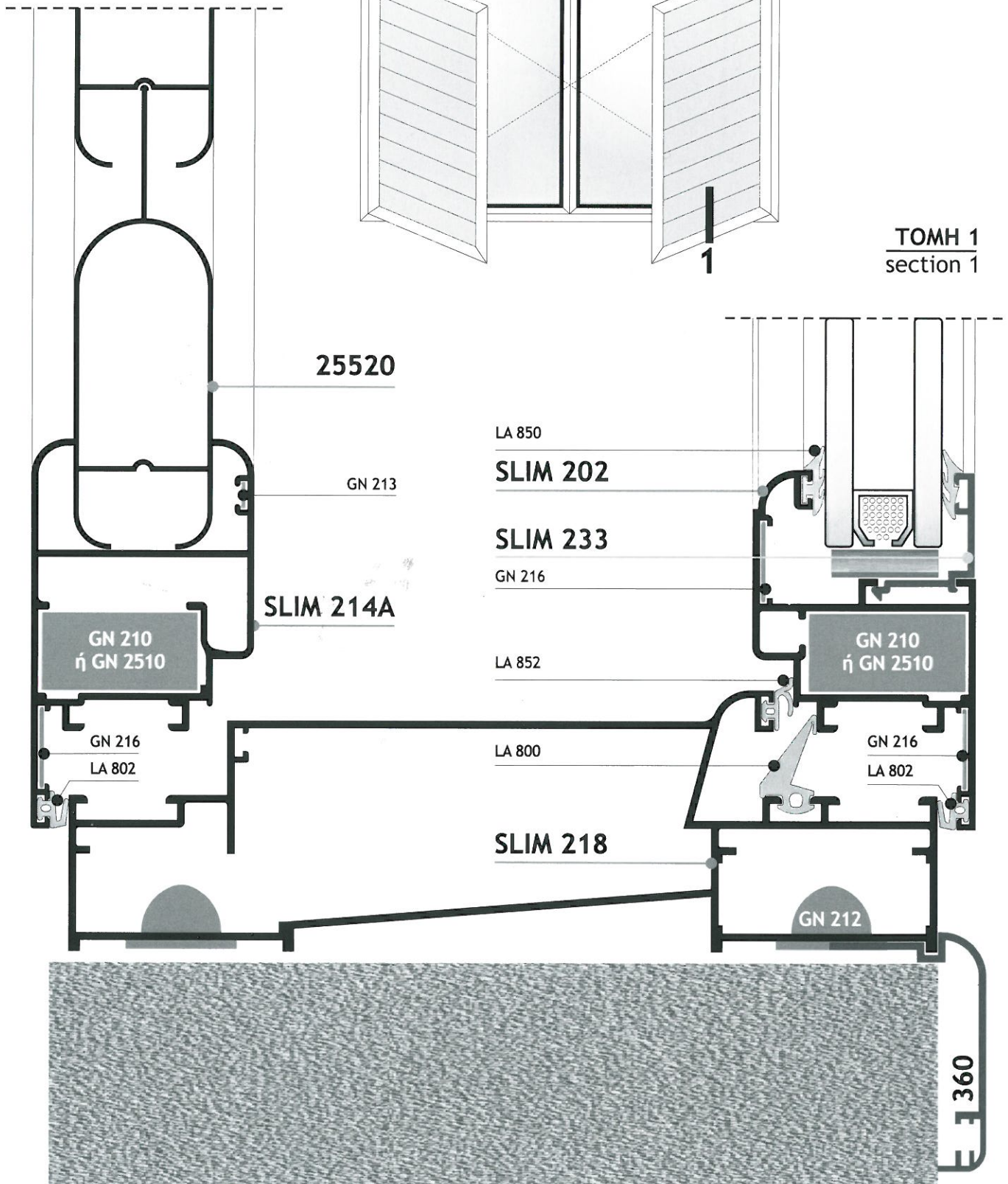


**ΔΙΦΥΛΛΟ ΑΝΟΙΓΟΜΕΝΟ ΠΑΡΑΘΥΡΟ
ΜΕ ΔΙΦΥΛΛΟ ΠΑΝΤΖΟΥΡΙ**
double sash opening window
with shutters

TOMEΣ
sections

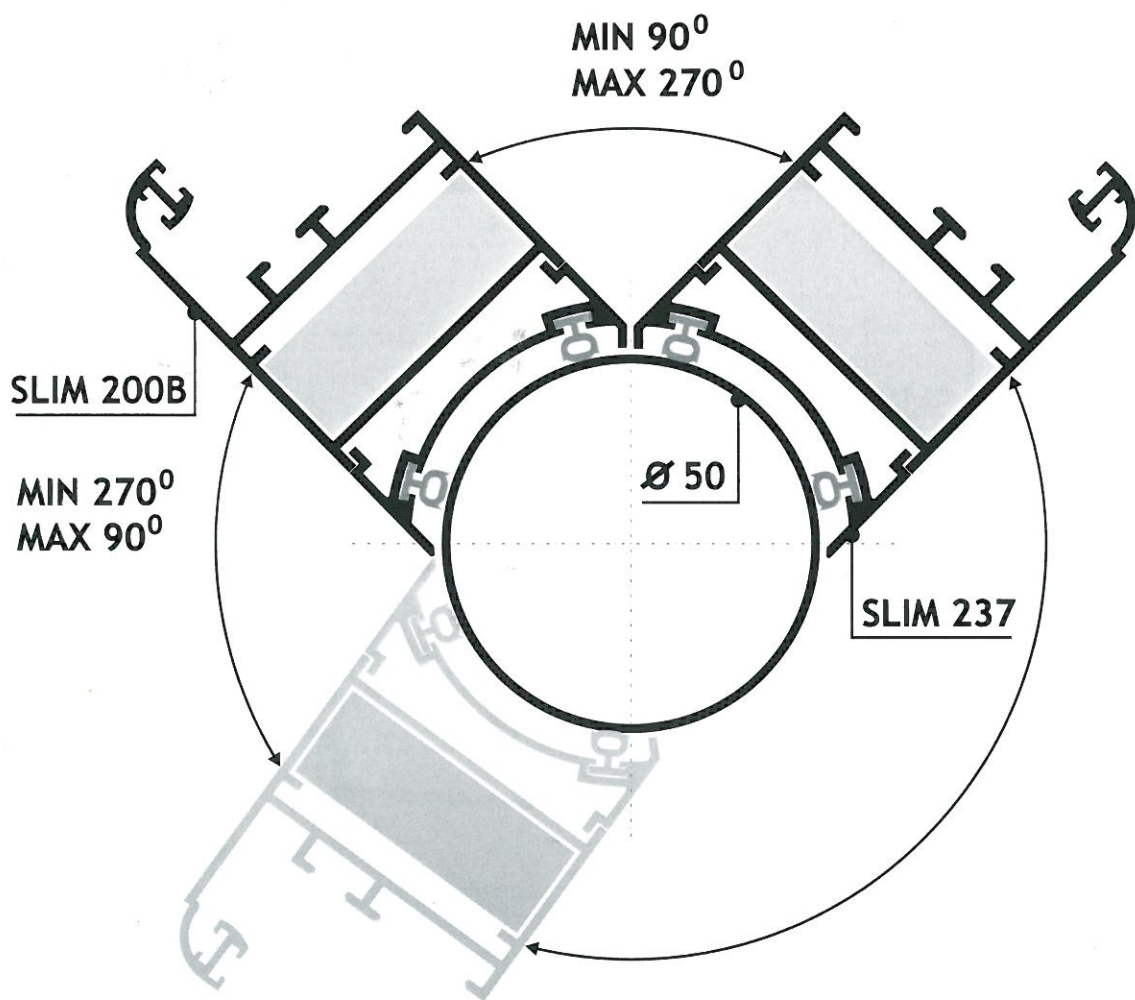
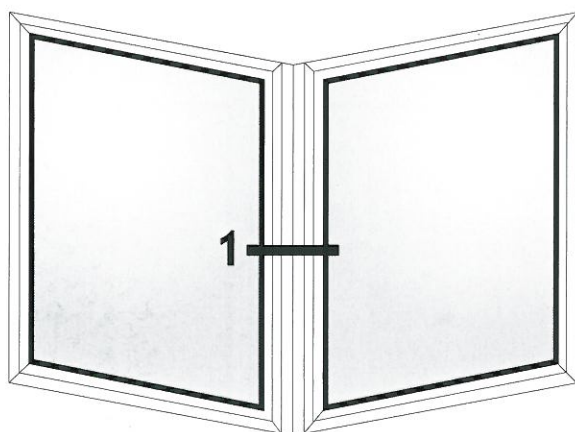


TOMH 1
section 1



ΓΩΝΙΑΚΗ ΚΑΤΑΣΚΕΥΗ
crooked assembly

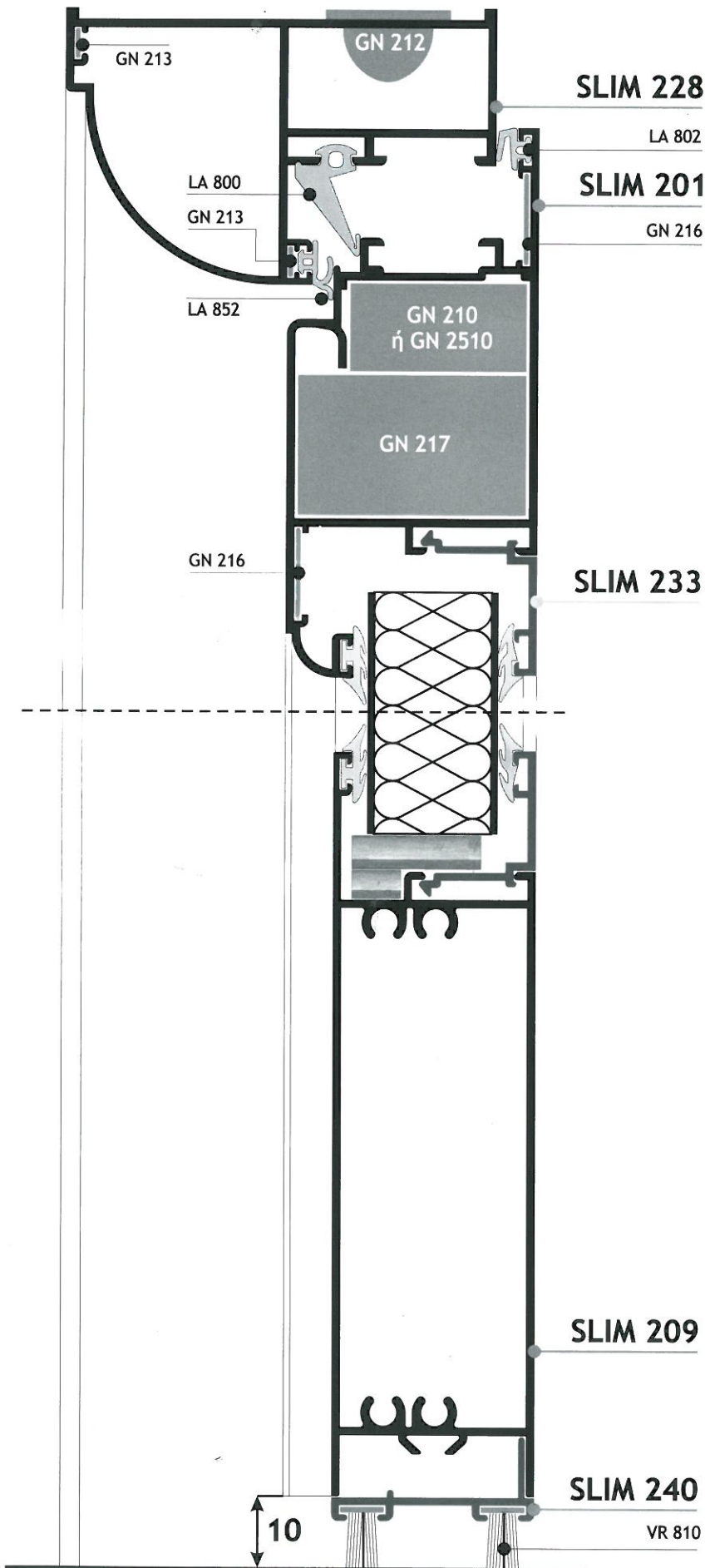
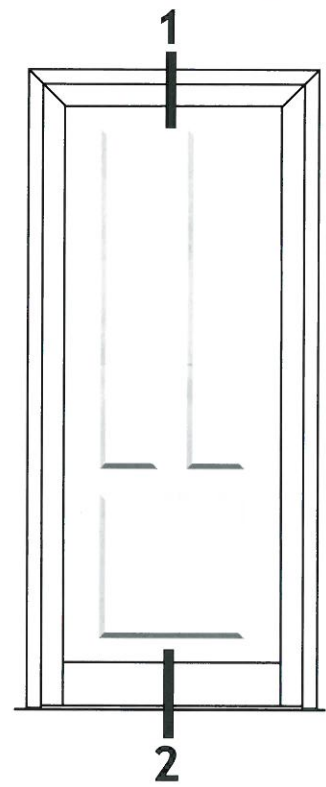
ΤΟΜΕΣ
sections



TOMEΣ sections

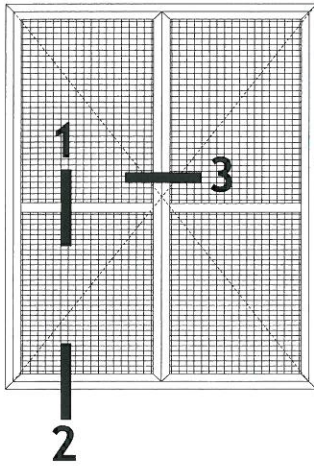
TOMH 1
section 1

ΚΕΝΤΡΙΚΗ ΕΙΣΟΔΟΣ
main entrance



TOMH 2
section 2

ΔΙΦΥΛΛΗ ΑΝΟΙΓΟΜΕΝΗ ΣΗΤΑ
double frame swing out mosquito screen



TOMH 1
section 1

SLIM 234

LA 701

TOMH 2
section 2

SLIM 235

VR 810

TOMH 3
section 3

SLIM 229

SLIM 226

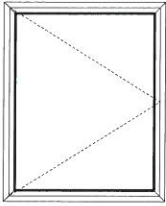
LA 852

GN 213

GN 210
ή GN 2510

LA 802

ΠΑΡΑΘΥΡΟ ΜΟΝΟΦΥΛΛΟ ΑΝΟΙΓΟΜΕΝΟ
single leaf swing in window



ΠΚ = ΠΛΑΤΟΣ ΚΑΣΑΣ
length of frame
ΥΚ = ΥΨΟΣ ΚΑΣΑΣ
height of frame
ΠΦ = ΠΛΑΤΟΣ ΦΥΛΛΟΥ
length of sash
ΥΦ = ΥΨΟΣ ΦΥΛΛΟΥ
height of sash

SLIM 202

ΜΕ ΚΑΣΑ SLIM 220 ή SLIM 228

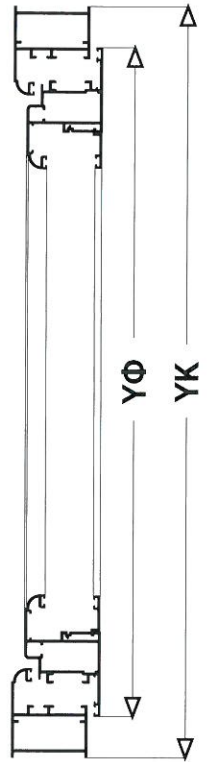
ΠΦ = ΠΚ - 38
ΥΦ = ΥΚ - 39

ΜΕ ΚΑΣΑ SLIM 200Α, SLIM 200Β, 217, 218, 232

ΠΦ = ΠΚ - 44
ΥΦ = ΥΚ - 45

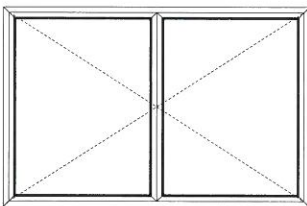
ΜΕ ΚΑΣΑ SLIM 200

ΠΦ = ΠΚ - 64
ΥΦ = ΥΚ - 65



ΚΟΠΕΣ
cutting
instructions

ΠΑΡΑΘΥΡΟ ΔΙΦΥΛΛΟ ΑΝΟΙΓΟΜΕΝΟ
double leaf swing in window



ΠΚ = ΠΛΑΤΟΣ ΚΑΣΑΣ
length of frame
ΥΚ = ΥΨΟΣ ΚΑΣΑΣ
height of frame
ΠΦ = ΠΛΑΤΟΣ ΦΥΛΛΟΥ
length of sash
ΥΦ = ΥΨΟΣ ΦΥΛΛΟΥ
height of sash
ΥΜ = ΥΨΟΣ ΜΠΙΝΙΟΥ
height of intermediate

SLIM 202

ΜΕ ΚΑΣΑ SLIM 220 ή SLIM 228

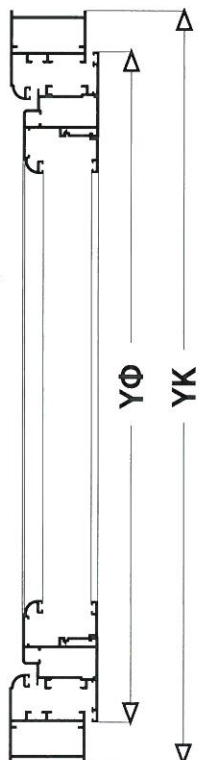
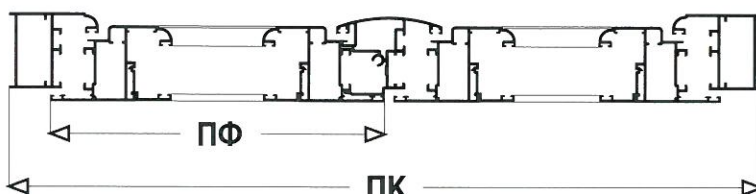
ΠΦ = (ΠΚ - 43) : 2
ΥΦ = ΥΚ - 39
ΥΜ = ΥΚ - 102

ΜΕ ΚΑΣΑ SLIM 200Α, SLIM 200Β, 217, 218, 232

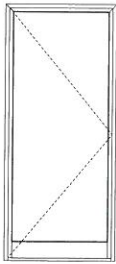
ΠΦ = (ΠΚ - 49) : 2
ΥΦ = ΥΚ - 45
ΥΜ = ΥΚ - 108

ΜΕ ΚΑΣΑ SLIM 200

ΠΦ = (ΠΚ - 69) : 2
ΥΦ = ΥΚ - 65
ΥΜ = ΥΚ - 128



ΠΟΡΤΑ ΜΟΝΟΦΥΛΛΗ ΑΝΟΙΓΟΜΕΝΗ
single frame swing in door



ΠΚ = ΠΛΑΤΟΣ ΚΑΣΑΣ
length of frame
ΥΚ = ΥΨΟΣ ΚΑΣΑΣ
height of frame
ΠΦ = ΠΛΑΤΟΣ ΦΥΛΛΟΥ
length of sash
ΥΦ = ΥΨΟΣ ΦΥΛΛΟΥ
height of sash

SLIM 201

ΜΕ ΚΑΣΑ SLIM 220 ή SLIM 228 & ΠΡΟΣΘΗΚΗ SLIM 240

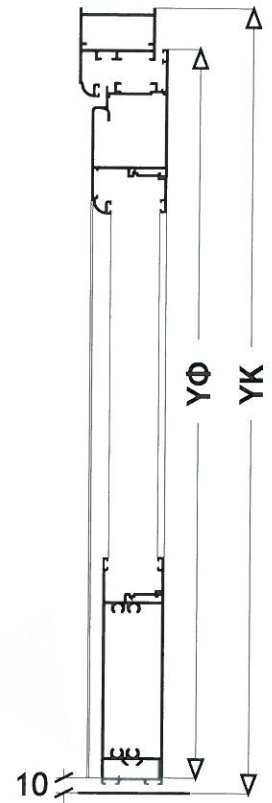
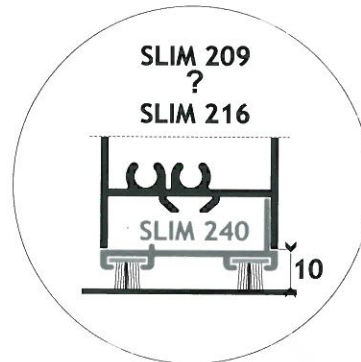
ΠΦ = ΠΚ - 38
ΥΦ = ΥΚ - 29

ΜΕ ΚΑΣΑ SLIM 200Α, SLIM 200Β, SLIM 232 & ΠΡΟΣΘΗΚΗ SLIM 240

ΠΦ = ΠΚ - 44
ΥΦ = ΥΚ - 32

ΜΕ ΚΑΣΑ SLIM 200

ΠΦ = ΠΚ - 64
ΥΦ = ΥΚ - 42



ΚΟΠΕΣ
cutting
instructions

ΠΟΡΤΑ ΜΟΝΟΦΥΛΛΗ ΑΝΟΙΓΟΜΕΝΗ
single frame swing in door



ΠΚ = ΠΛΑΤΟΣ ΚΑΣΑΣ
length of frame
ΥΚ = ΥΨΟΣ ΚΑΣΑΣ
height of frame
ΠΦ = ΠΛΑΤΟΣ ΦΥΛΛΟΥ
length of sash
ΥΦ = ΥΨΟΣ ΦΥΛΛΟΥ
height of sash

SLIM 201

ΜΕ ΚΑΣΑ SLIM 220 ή SLIM 228 ΧΩΡΙΣ ΠΡΟΣΘΗΚΗ SLIM 240

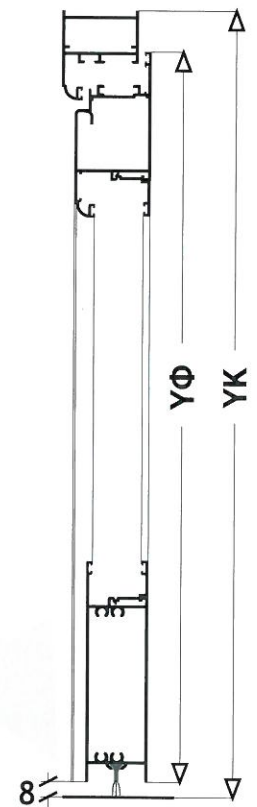
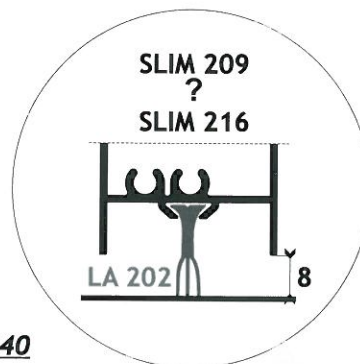
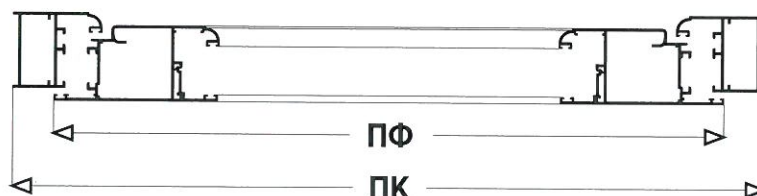
ΠΦ = ΠΚ - 38
ΥΦ = ΥΚ - 27

ΜΕ ΚΑΣΑ SLIM 200Α, SLIM 200Β, SLIM 232 ΧΩΡΙΣ ΠΡΟΣΘΗΚΗ SLIM 240

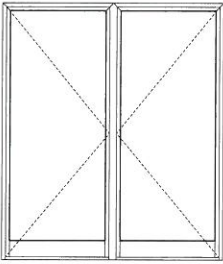
ΠΦ = ΠΚ - 44
ΥΦ = ΥΚ - 30

ΜΕ ΚΑΣΑ SLIM 200

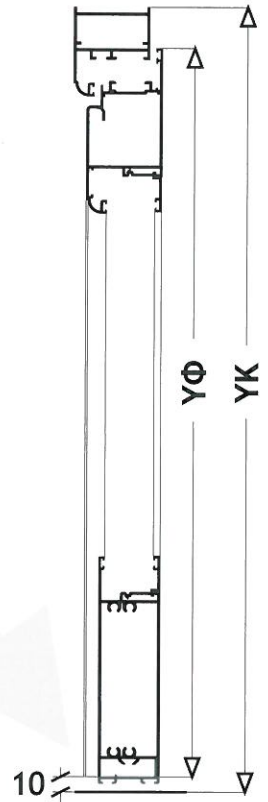
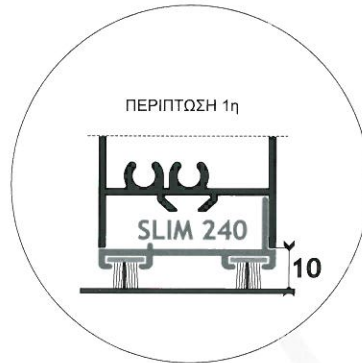
ΠΦ = ΠΚ - 64
ΥΦ = ΥΚ - 40



ΠΟΡΤΑ ΔΙΦΥΛΛΗ ΑΝΟΙΓΟΜΕΝΗ
double frame swing in door



ΠΚ = ΠΛΑΤΟΣ ΚΑΣΑΣ
length of frame
ΥΚ = ΥΨΟΣ ΚΑΣΑΣ
height of frame
ΠΦ = ΠΛΑΤΟΣ ΦΥΛΛΟΥ
length of sash
ΥΦ = ΥΨΟΣ ΦΥΛΛΟΥ
height of sash
ΥΜ = ΥΨΟΣ ΜΠΙΝΙΟΥ
height of intermediate



SLIM 201

ΜΕ ΚΑΣΑ SLIM 220 ή SLIM 228 & ΠΡΟΣΘΗΚΗ SLIM 240

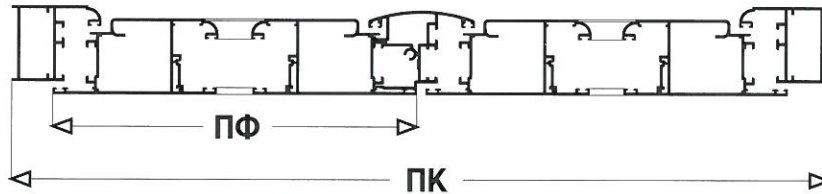
ΠΦ = ΠΚ - 43:2
ΥΦ = ΥΚ - 29
ΥΜ = ΥΚ - 61

ΜΕ ΚΑΣΑ SLIM 200Α, SLIM 200Β, SLIM 232 & ΠΡΟΣΘΗΚΗ SLIM 240

ΠΦ = ΠΚ - 49:2
ΥΦ = ΥΚ - 32
ΥΜ = ΥΚ - 64

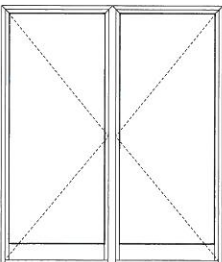
ΜΕ ΚΑΣΑ SLIM 200

ΠΦ = ΠΚ - 69:2
ΥΦ = ΥΚ - 42
ΥΜ = ΥΚ - 74

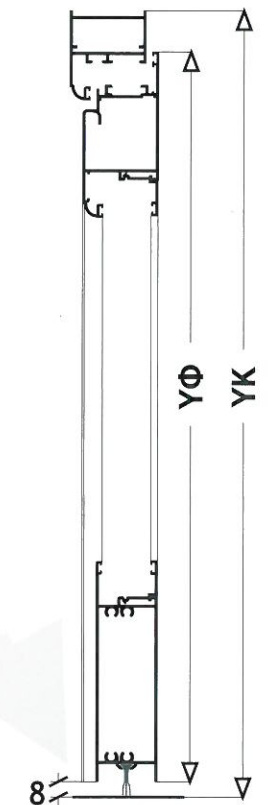


ΚΟΠΕΣ
cutting
instructions

ΠΟΡΤΑ ΔΙΦΥΛΛΗ ΑΝΟΙΓΟΜΕΝΗ
double frame swing in door



ΠΚ = ΠΛΑΤΟΣ ΚΑΣΑΣ
length of frame
ΥΚ = ΥΨΟΣ ΚΑΣΑΣ
height of frame
ΠΦ = ΠΛΑΤΟΣ ΦΥΛΛΟΥ
length of sash
ΥΦ = ΥΨΟΣ ΦΥΛΛΟΥ
height of sash
ΥΜ = ΥΨΟΣ ΜΠΙΝΙΟΥ
height of intermediate



SLIM 201

ΜΕ ΚΑΣΑ SLIM 220 ή SLIM 228 ΧΩΡΙΣ ΠΡΟΣΘΗΚΗ SLIM 240

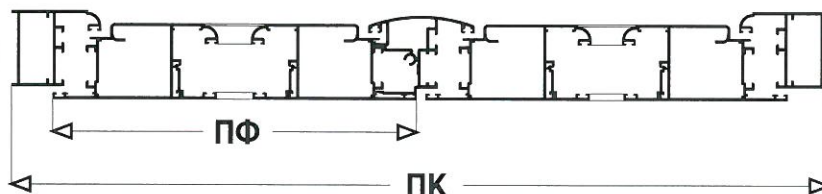
ΠΦ = ΠΚ - 43:2
ΥΦ = ΥΚ - 27
ΥΜ = ΥΚ - 59

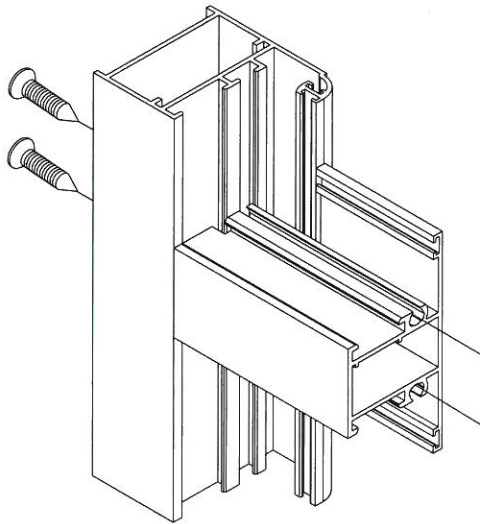
ΜΕ ΚΑΣΑ SLIM 200Α, SLIM 200Β, SLIM 232 ΧΩΡΙΣ ΠΡΟΣΘΗΚΗ SLIM 240

ΠΦ = ΠΚ - 49:2
ΥΦ = ΥΚ - 30
ΥΜ = ΥΚ - 62

ΜΕ ΚΑΣΑ SLIM 200

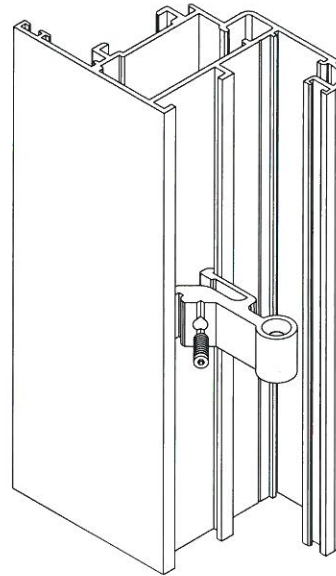
ΠΦ = ΠΚ - 69:2
ΥΦ = ΥΚ - 40
ΥΜ = ΥΚ - 72





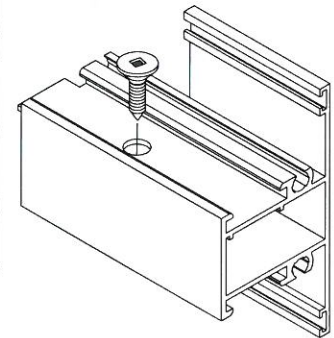
Η σύνδεση τραβέρσας (Τάυ) με κάσα γίνεται με λαμαρινόβιδες ή το σύνδεσμο AC 830

use sheet screw or joint AC 830 to add transom to outer frame

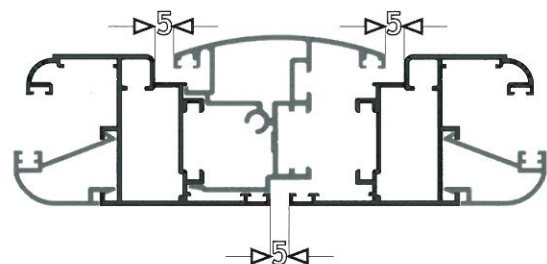
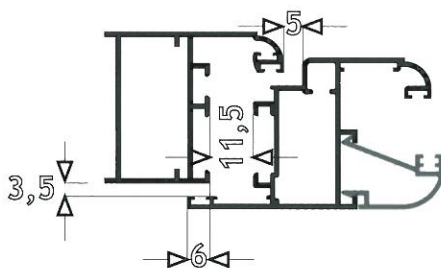


Η σύνδεση τραβέρσας (Τάυ) με φύλλο γίνεται **μόνο** με το σύνδεσμο AC 830


use **only** joint AC 830 to add transom to sash



ΤΥΠΟΠΟΙΗΣΗ CAMERA EUROPEA
camera europea standardization




GN 210



ΓΩΝΙΑ ΣΥΝΔΕΣΗΣ ΧΥΤΗ
ΓΙΑ ΟΛΑ ΤΑ ΦΥΛΛΑ ΚΑΙ
ΤΗΝ ΚΑΣΑ SLIM 200A

cast corner bracket for
sashes and casement
SLIM 200A

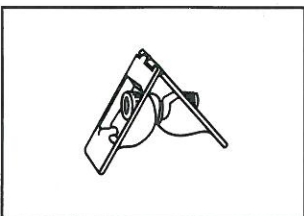
GN 211



ΓΩΝΙΑ ΣΥΝΔΕΣΗΣ ΧΥΤΗ
ΓΙΑ ΤΙΣ ΚΑΣΕΣ
SLIM 200, 200B, 232

cast corner bracket
for casements
SLIM 200, 200B, 232

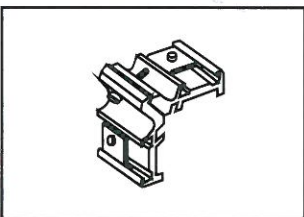
GN 212



ΓΩΝΙΑ ΣΥΝΔΕΣΗΣ
ΑΝΟΞΕΙΔΩΤΗ
ΓΙΑ ΟΛΕΣ ΤΙΣ ΚΑΣΕΣ

two piece corner
bracket for all casements

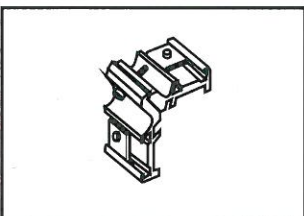
GN 2510



ΓΩΝΙΑ ΣΥΝΔΕΣΗΣ
ΑΛΟΥΜΙΝΙΟΥ ΓΙΑ ΟΛΑ
ΤΑ ΦΥΛΛΑ ΚΑΙ
ΤΗΝ ΚΑΣΑ SLIM 200A

aluminium corner bracket
for sashes and casement
SLIM 200A

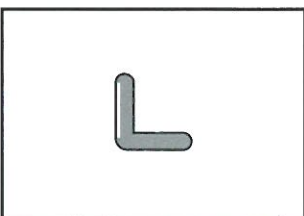
GN 2511



ΓΩΝΙΑ ΣΥΝΔΕΣΗΣ ΑΛΟΥ-
ΜΙΝΙΟΥ ΓΙΑ ΤΙΣ ΚΑΣΕΣ
SLIM 200, 200B, 232

aluminium corner
bracket for casements
SLIM 200, 200B, 232

GN 213




ΓΑΛΒΑΝΙΖΕ ΓΩΝΙΑ
ΕΠΙΠΕΔΟΤΗΤΑΣ No 5

alignment corner Nr 5

ΓΑΛΒΑΝΙΖΕ ΓΩΝΙΑ
ΕΠΙΠΕΔΟΤΗΤΑΣ No 15

alignment corner Nr 15

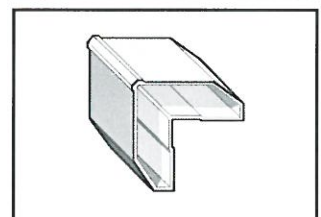
GN 216



ΓΩΝΙΑ ΠΡΟΣΘΗΚΗ
ΓΙΑ ΦΥΛΛΟ ΠΟΡΤΑΣ

adaptor for
corner brackets

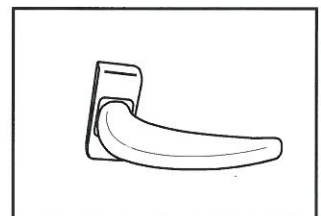
GN 217



ΠΟΜΟΛΟ ΜΟΝΟ

lever handle

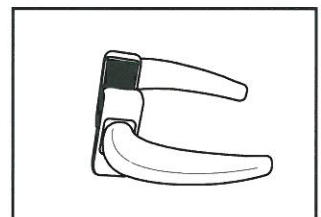
AC 235



ΠΟΜΟΛΟ ΔΙΠΛΟ

lever handle

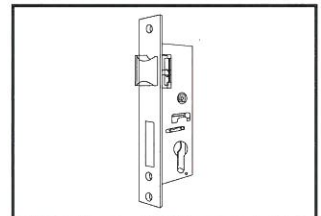
AC 241



ΚΛΕΙΔΑΡΙΑ ΑΝΟΙΓΟΜΕΝΩΝ
ΑΠΛΗ 30 mm = **AC 236**
ΤΡΙΩΝ ΣΗΜΕΙΩΝ 30 mm
= **AC 242**

security lock for single
acting door
30 mm basket = **AC 236**
3 point lock = **AC 242**

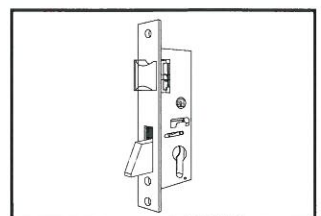
AC 236 | **AC 238**



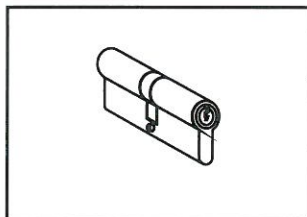
ΚΛΕΙΔΑΡΙΑ ΜΑΧΑΙΡΩΤΗ

special deadbolt lock

AC 239



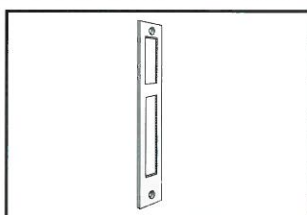
AC 240



ΚΥΛΙΝΔΡΟΣ ΚΛΕΙΔΑΡΙΑΣ
75 mm ή 83 mm

lock cylinder 75 mm
or 83 mm

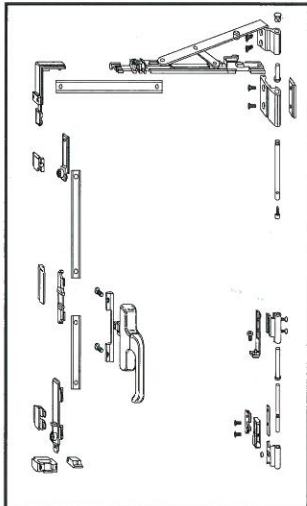
AC 295 | AC 838



ΑΝΤΙΚΡΥΣΜΑ ΚΛΕΙΔΑΡΙΑΣ
ΑΠΛΗΣ = AC 295
3 ΣΗΜΕΙΩΝ = AC 838

striker plate
regular = AC 295
3 point lock = AC 838

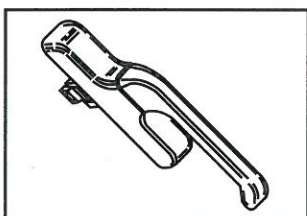
AC 233



ΚΙΤ ΜΗΧΑΝΙΣΜΟΥ
ΑΝΑΚΛΙΣΗΣ (ΧΩΡΙΣ
ΨΑΛΙΔΙ & ΣΠΑΝΙΟΛΕΤΑ)

tilt & turn mechanism
(projection arm and
espagnolette not
included)

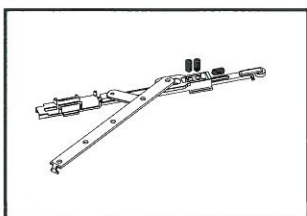
AC 232



ΣΠΑΝΙΟΛΕΤΑ
ΜΗΧΑΝΙΣΜΟΥ

espagnolette for tilt and
turn mechanism

AC 251



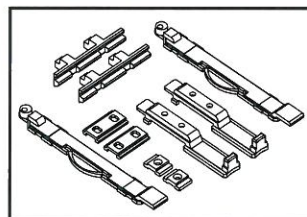
ΨΑΛΙΔΙ ΜΗΧΑΝΙΣΜΟΥ
No 1 = AC 250
No 2 = AC 251

projection arm for
tilt and turn mechanism
No 1 = AC 250
No 2 = AC 251

ΣΥΡΤΗΣ ΓΙΑ ΔΙΦΥΛΛΟ ΜΕ
ΜΗΧΑΝΙΣΜΟ ΑΝΑΚΛΙΣΗΣ

second frame latch for
tilt & turn mechanism

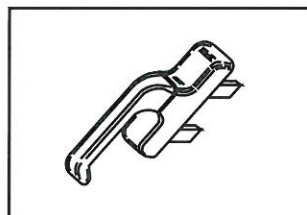
AC 291



ΣΠΑΝΙΟΛΕΤΑ
ΑΝΟΙΓΟΜΕΝΟΥ

espagnolette
for glass door
or window

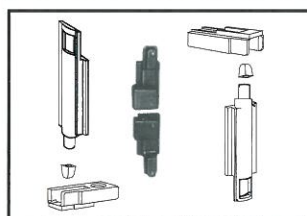
AC 230



ΚΙΤ ΑΣΦΑΛΕΙΑΣ
ΣΠΑΝΙΟΛΕΤΑΣ
ΠΑΝΩ ΚΑΙ ΚΑΤΩ

security kit for the
upper & lower rod
of the espagnolette

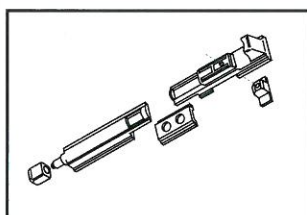
AC 231



ΣΥΡΤΗΣ ΔΙΦΥΛΛΟΥ

second frame latch

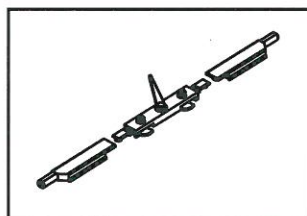
AC 297



ΣΥΡΤΗΣ ΜΗΧΑΝΙΚΟΣ
ΜΕ ΛΕΒΙΕ

latch with lever

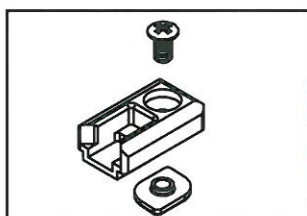
AC 897



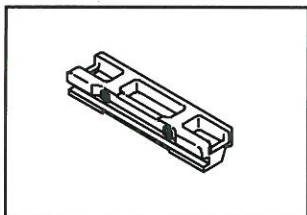
ΜΟΝΗ ΦΩΛΙΑ ΣΥΡΤΗΣ

rod striker

PL 224



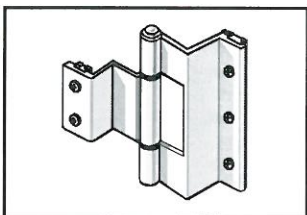
PL 225



ΔΙΠΛΗ ΦΩΛΙΑ ΣΥΡΤΗ

double rod striker

AC 272-273-274



ΜΑΣΚΟΥΛΟΜΕΝΤΕΣΕΣ

90 ΧΙΛ. = AC 272

120 ΧΙΛ. = AC 273

180 ΧΙΛ. = AC 274

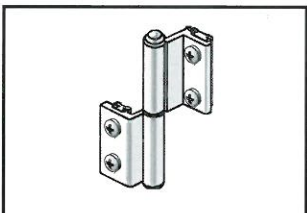
aluminium hinge for shutters

90 ΧΙΛ. = AC 272

120 ΧΙΛ. = AC 273

180 ΧΙΛ. = AC 274

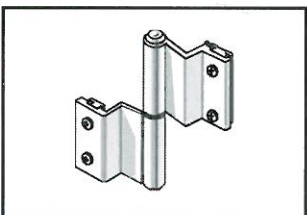
AC 276



ΜΕΝΤΕΣΕΣ ΝΟΡΜΑΛ

standard aluminium hinge

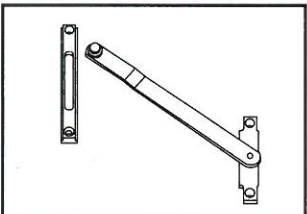
AC 271



ΜΕΝΤΕΣΕΣ ΤΡΙΤΟΥ ΦΥΛΛΟΥ

aluminium hinge for three leaf casement

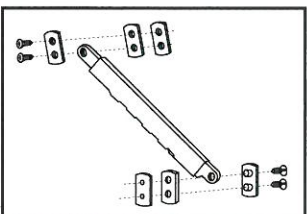
AC 252



ΚΟΥΜΠΑΣΟ ΠΡΟΒΑΛΟΜΕΝΩΝ

one position limit arm for projected vents

AC 253



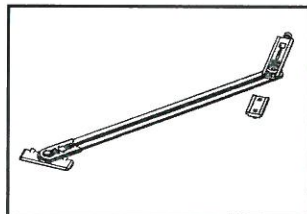
ΚΟΥΜΠΑΣΟ 5 ΘΕΣΕΩΝ ΓΙΑ ΠΡΟΒΑΛΛΟΜΕΝΑ

5 stations arm for projected vents

ΚΟΥΜΠΑΣΟ ΒΑΡΕΩΣ ΤΥΠΟΥ ΜΕ STOP

heavy duty projection arm

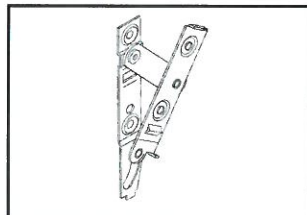
AC 255



ΚΟΥΜΠΑΣΟΜΕΝΤΕΣΕΣ

bottom hung window hinge

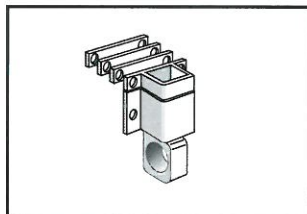
AC 254



ΑΕΡΟΠΛΑΝΑΚΙ ΓΙΑ ΦΕΓΓΙΤΕΣ ΚΑΙ ΜΙΚΡΑ ΠΑΡΑΘΥΡΑ

aluminium safety latch for lights or small size windows

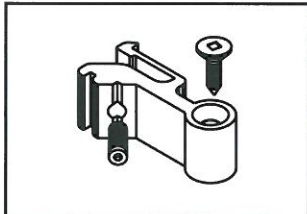
AC 234



ΣΥΝΔΕΣΜΟΣ ΤΑΥ (ανθρωπάκι)

connecting bracket

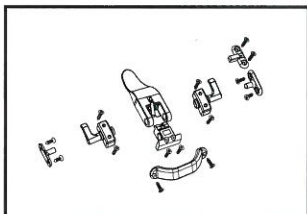
AC 830



ΚΛΕΙΣΤΡΟ ΚΛΑΣΙΚΟ

locker

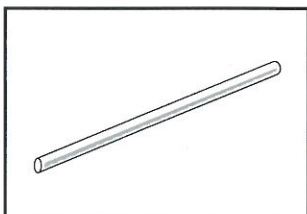
AC 290



ΠΑΝΤΖΟΥΡΟΒΕΡΓΑ 1500 ΧΙΛ. = AC 293
2400 ΧΙΛ. = AC 294

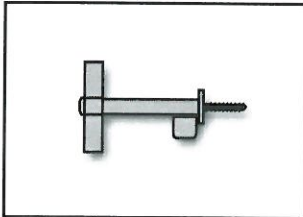
shutter rod
1500 mm = AC 293
2400 mm = AC 294

AC 293 AC 294



ΕΞΑΡΤΗΜΑΤΑ accessories

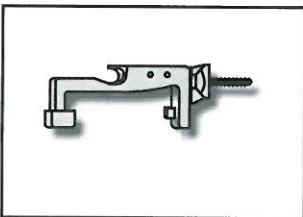
AC 881



ΑΝΕΜΟΣΤΗΡΙΓΜΑ
ΑΠΛΟ ΜΟΝΟ

wind bracket (single)

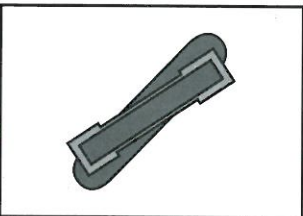
AC 882



ΑΝΕΜΟΣΤΗΡΙΓΜΑ ΔΙΠΛΟ

wind bracket (double)


PL 870



ΤΑΠΑ ΟΒΑΛΙΝΑΣ

plastic plug for blind

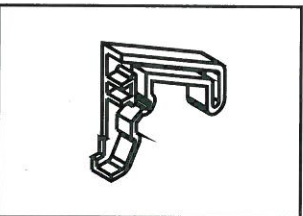
PL 222



ΤΑΠΑ ΝΕΡΟΧΥΤΗ
ΚΑΣΑΣ

plastic cover for outer
frame drainage

PL 223



ΤΑΠΑ ΝΕΡΟΧΥΤΗ
ΦΥΛΛΟΥ (ΣΕΤ)

plug for sash water
deflector (set)

GN 215



ΠΛΑΣΤΙΚΗ ΓΩΝΙΑ ΑΚΜΩΝ

plastic external corner
cover for doors

ΠΛΑΣΤΙΚΗ ΤΑΠΑ
ΜΠΙΝΙΟΥ ΣΗΤΑΣ
SLIM 226

plastic cap for
intermediate
SLIM 226

ΠΛΑΣΤΙΚΗ ΤΑΠΑ
ΚΑΜΠΥΛΟΥ ΜΠΙΝΙΟΥ

plastic cap for
intermediate
SLIM 226A

ΚΕΝΤΡΙΚΟ ΛΑΣΤΙΧΟ
ΚΑΣΑΣ

push in central seal
gasket

ΛΑΣΤΙΧΟΓΩΝΙΑ

vulcanized rubber
corner


ΛΑΣΤΙΧΟ "ΝΥΧΑΚΙ"

interior seal gasket

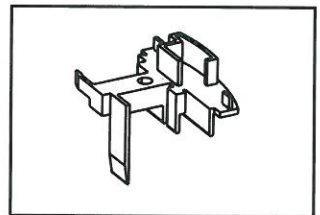
ΛΑΣΤΙΧΟ ΦΟΥΣΚΑ
3,5 ΧΙΛ.

sliding in weather
gasket with rigid
base

PL 229



PL 230



LA 800



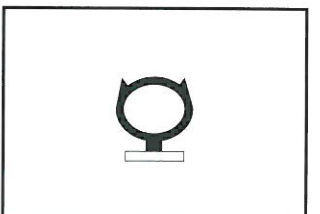
LA 801



LA 802

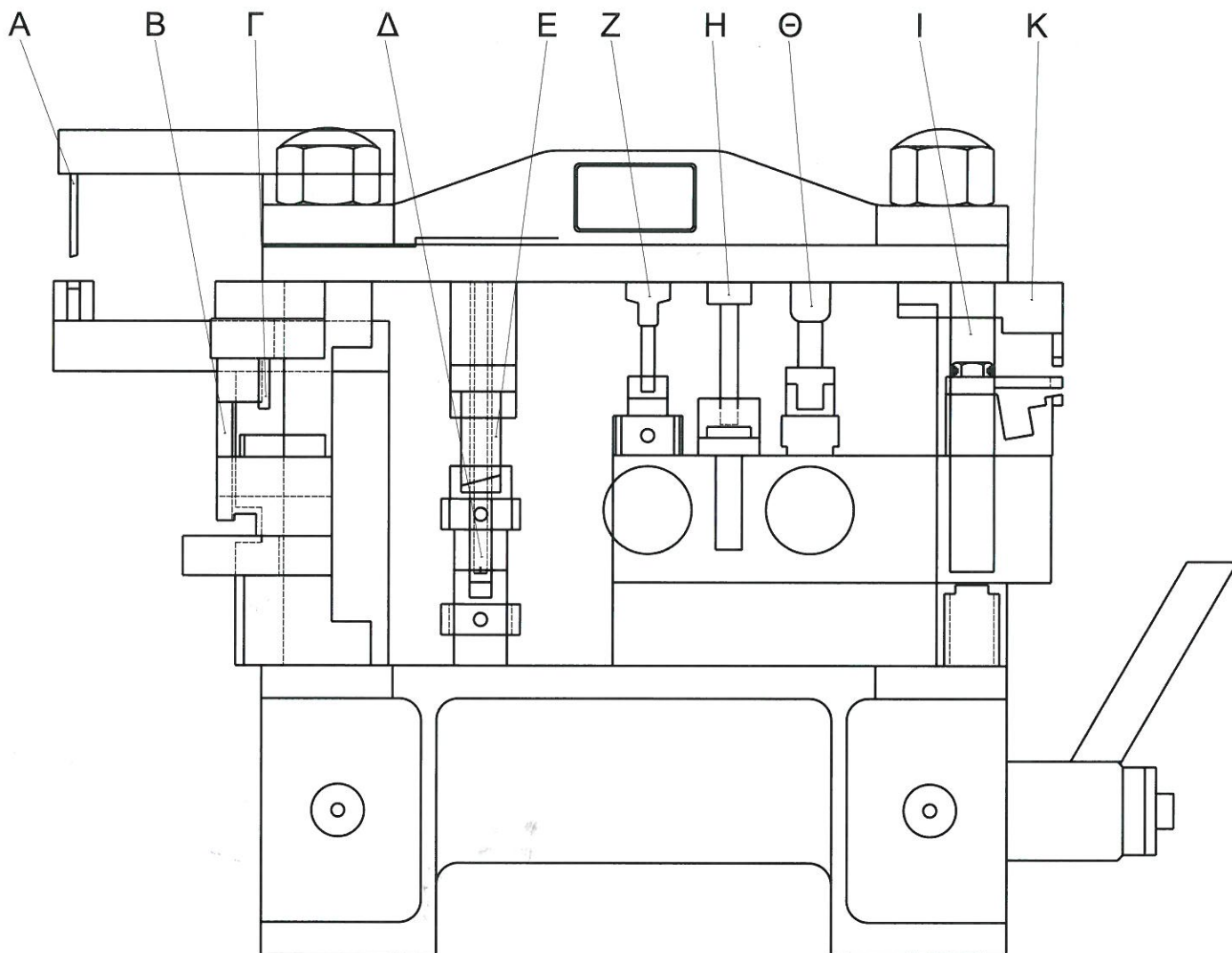


LA 201



LA 202		ΛΑΣΤΙΧΟ ΣΤΕΓΑΝΩΣΗΣ ΤΑΜΠΛΑ ΠΟΡΤΑΣ
		sliding in weather gasket for bottom rail
LA 852		ΛΑΣΤΙΧΟ ΣΤΕΓΑΝΩΣΗΣ ΚΑΣΑΣ
		push in weather gasket
LA 850		ΛΑΣΤΙΧΟ ΤΖΑΜΙΟΥ
		push-in glass gasket
LA 851		ΛΑΣΤΙΧΟ ΤΖΑΜΙΟΥ ΜΕ ΣΚΛΗΡΗ ΒΑΣΗ
		slide-in glass gasket with hard base
VR 810		ΒΟΥΡΤΣΑΚΙ ΣΤΕΓΑΝΟΠΟΙΗΣΗΣ No 10
		weatherstripping brush No 10
LA 701	LA 702	ΛΑΣΤΙΧΟ ΣΗΤΑΣ
ΜΑΥΡΟ  black	ΛΕΥΚΟ  white	
		rubber rod for screen mesh

ΠΡΕΣΑΚΙ ΓΙΑ: SLIM-200, 8000, ENERGY 22
punching press for: SLIM 200, 8000, ENERGY 22



A/A	ΕΙΔΟΣ ΚΑΤΕΡΓΑΣΙΑΣ	TYPE OF CUTTING
A	ΟΠΗ ΚΑΜΒΥΛΙΑΣ ΜΙΚΡΟΥ ΘΑΛΑΜΟΥ ΓΙΑ ΘΕΡΜΟ	small perforator for pins for corner cleats of the thermal break profiles
B	ΚΟΠΤΙΚΟ ΣΠΑΝΙΟΛΕΤΑΣ	perforator for espagnolette
Γ	ΚΟΠΤΙΚΟ ΤΑΪ (ΑΝΘΡΩΠΑΚΙ)	perforator for connecting bracket AC 830
Δ	ΤΡΥΠΗΤΙΚΟ ΓΩΝΙΑΣ ΣΥΝΔΕΣΗΣ	perforator for corner cleats
Ε	ΤΡΥΠΗΤΙΚΟ ΓΩΝΙΑΣ ΣΥΝΔΕΣΗΣ 219 (GN 212)	perforator for corner cleats GN 212
Z	ΤΡΥΠΗΤΙΚΟ ΤΑΜΠΛΑ Φ6	perforator for bottom rail Φ6
H	ΤΡΥΠΗΤΙΚΟ ΝΤΙΖΑΣ	perforator for connecting rod
Θ	ΤΡΥΠΗΤΙΚΟ ΤΑΜΠΛΑ Φ11	perforator for bottom rail Φ11
I	ΚΟΠΤΙΚΟ ΓΙΑ ΝΥΧΑΚΙ	cutting off edges of sashes's connecting rod tunnel
K	ΚΟΠΤΙΚΟ ΝΕΡΟΧΥΤΗ ΦΥΛΛΩΝ	perforator for sashes's drainage